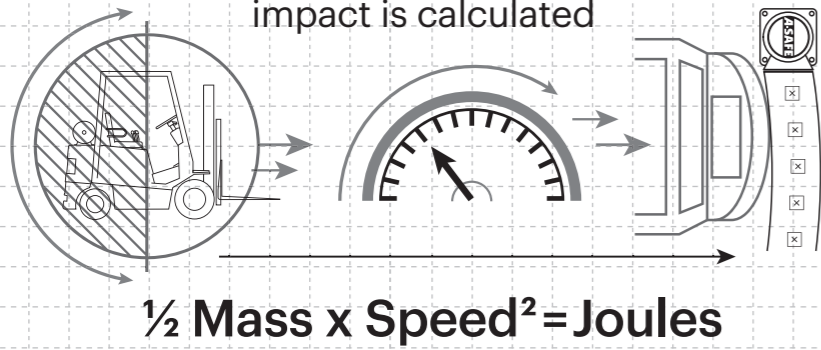


# Technical Information

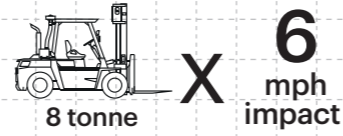
How the energy from a vehicle impact is calculated



Tested Impact Energy

**28,950 Joules**

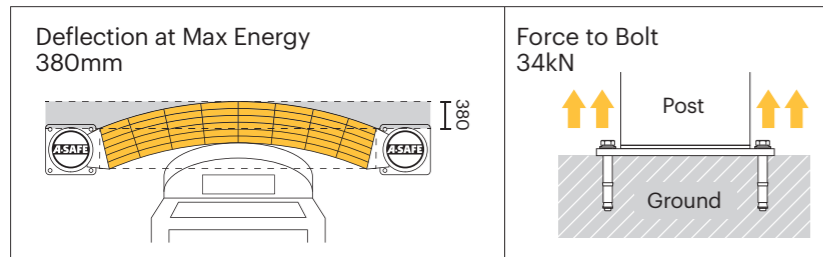
Equivalent vehicle and speed



Mid Rail 45° Impact on 2000mm Post Centres

Impact Test	Impact Angle on 2000mm Post Centres			
	90°	45°	22.5°	10°
Mid Rail Max Energy (Joules)	20,500	28,950	53,550	118,000

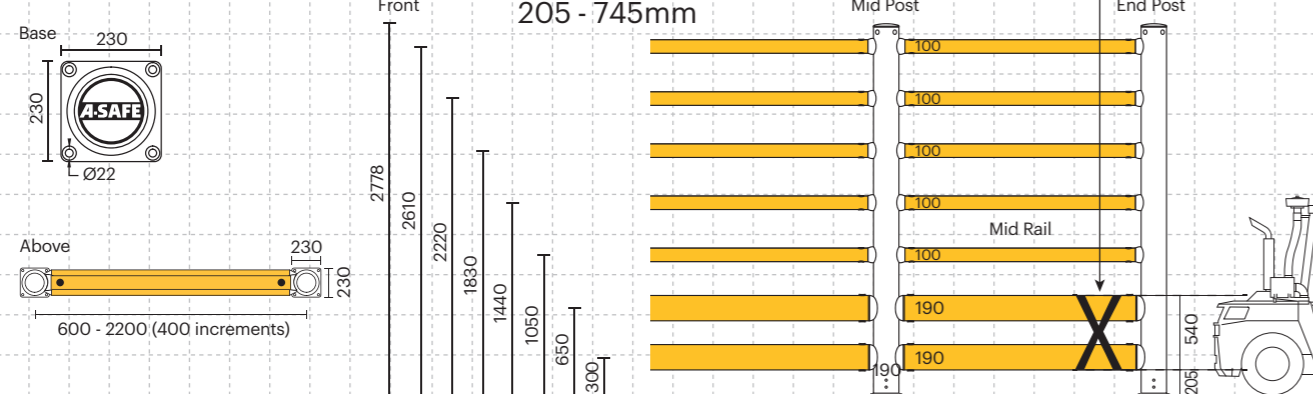
End Post Max Energy (Joules) - 90°	6,900
Mid Post Max Energy (Joules) - 90°	6,900



Material Properties	MEMAPLEX™
Temperature Range	-10°C to 50°C
Ignition Temperature	370°C to 390°C
Flash Point	350°C to 370°C
Toxicity	Not Hazardous
Chemical Resistance	Excellent - ISO/TR 10358
Weathering Stability (Grey Scale)	5/5*
Light Stability (Blue Wool Scale)	7/8**
Static Rating (Surface Resistivity)	1015 - 1016 Ω
Hygiene Seals	Yes

\* Weathering scale 1 is very poor and 5 is excellent  
\*\* Light stability scale 1 is very poor and 8 is excellent

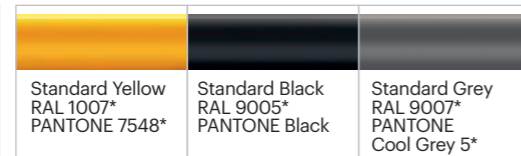
### Dimensions (mm)



### Post Options



### Rail Options



### Colour Combinations

\*Please note that the RAL and PANTONE colours listed are the closest match to standard A-SAFE colours, but may not be exact matches of the actual product colour and should be used for guidance only.



iFlex™

High Level Double Traffic Barrier + 5 Rail

# A-SAFE

Est. 1984



Designed to safeguard pedestrians, buildings and equipment from the lowest to the highest level both inside and out.

The Double Traffic Rail at the base provides maximum resistance and protection from straying vehicles in high-impact areas. The energy-absorbing high level barrier separates traffic, defends against heavyweight forces and prevents the dangerous toppling of stacked goods.

Ideal where larger mass vehicles are in operation.



Code of Practice for Workplace Safety Barriers

PAS13 2017

A-SAFE Headquarters

Habergham Works, Ainleys Industrial Estate, Elland, HX5 9JP, West Yorkshire, United Kingdom.

www.asafe.com



# Engineered for performance

A-SAFE's state of the art products are meticulously engineered to deliver the highest performance. Designed, developed, tested and manufactured in-house at our cutting-edge facility, each unique component is carefully crafted and purpose-built to play a vital role in the product's performance.

**Advanced strength polymer** created from an exclusive composition of the most sophisticated polyolefins and rubber additives, expertly blended for unequalled strength and flexibility.

**Unrivalled recovery** through a unique built-in memory that allows the barrier to flex, cushion and reform repeatedly upon impact, saving vast amounts in barrier and vehicle repairs.

**Huge return on investment** from incident prevention and downtime avoidance as barriers, vehicles, floors and equipment do not need replacing or repair.

**Topple protection** from increased height prevents accident and injury in stacked storage zones.

**Ultra-low maintenance** material is chemical and water resistant, non-corrosive, non-scratch and self coloured so no repainting, rusting, flaking or corrosion.

**Exclusive modularity** allows rails and posts to be replaced in-situ without removing adjacent barrier sections.

**Multi-directional** system ensures a streamlined fit into any facility and the removal of hard angles.

**Hygiene seals** remove ingress points.

**Ergonomic** design with no sharp edges.

**Food safe,** wipe-clean, water resistant surface.

**Zinc nickel, electrophoretic** coating on base plates as standard, provides advanced protection against corrosion damage.

**Revolutionary 3-Layered Material**

- Inner strengthening core
- Central impact absorption zone
- Outer UV stabilised colour layer

**Energy Absorption System**

Patented system dissipates impact forces through the barrier and away from floors and fixings, preventing costly damage.

**No floor damage** 80% of impact force is absorbed, transferring just 20% to the floor.

**Environmentally friendly** and 100% recyclable.

**Self coloured and UV stabilised** for continued visibility and long lasting aesthetics with no repainting.

## ADDITIONAL BASE OPTIONS

<b>Countersunk Bolts</b>	<b>Galvanised Steel</b>	<b>Stainless Steel 316 Standard</b>	<b>Stainless Steel 316 Countersunk</b>
Creates a flat surface, preventing tyre damage where vehicles are in close proximity.	Increased weather resistance for outdoor use and harsh climate environments.	Ultimate performance option, no corrosion or rusting and resistant to powerful cleaning agents. Ideal for hygiene environments.	

## MEMAPLEX™

**Patented Engineering**

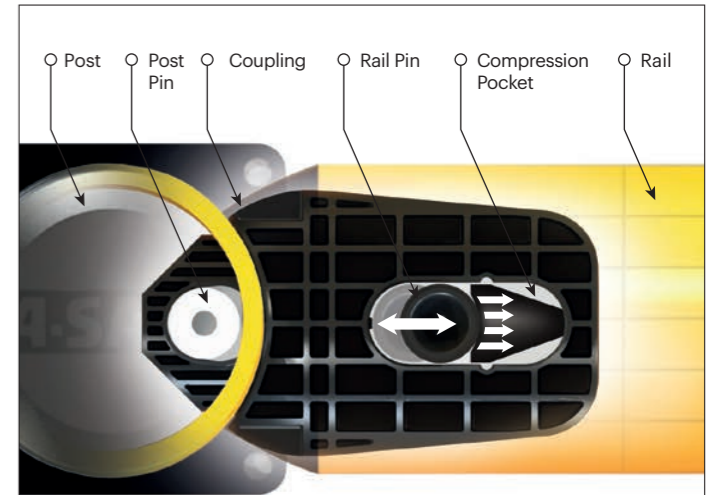
Molecular reorientation during manufacturing creates a unique built-in memory that enables the barrier to fully recover following impacts.

**Revolutionary 3-Layered Material**


- Inner strengthening core
- Central impact absorption zone
- Outer UV stabilised colour layer

## Energy Absorption System


A patented 3-phase system that activates sequentially for unparalleled energy absorption



**PHASE 1:** Memaplex™ rail flexes to absorb impact, initiating the rail pin to slide forward and transfer load energy to the compression pocket.



**PHASE 2:** Compression of the pocket continues to disperse energy as the coupling rotates around the post pin to activate further absorption.



**PHASE 3:** At peak energy, the coupling twists further, engaging the post pin and instigating torsion of the post to dispel remaining forces.