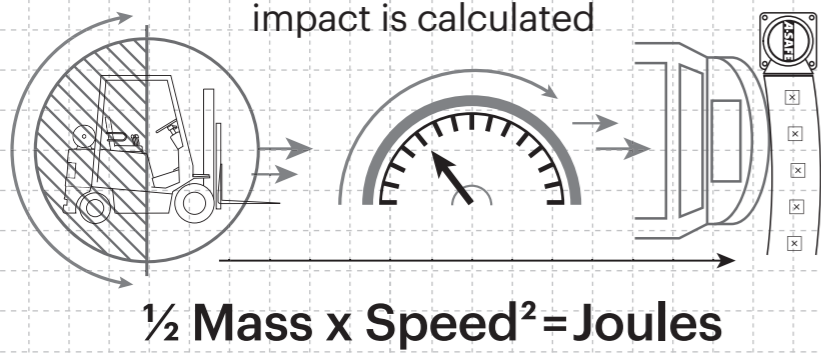


Technical Information

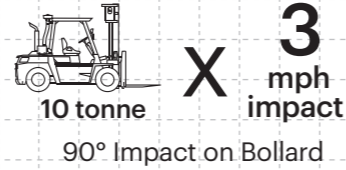
How the energy from a vehicle impact is calculated



Tested Impact Energy

8,800 Joules


Equivalent vehicle and speed



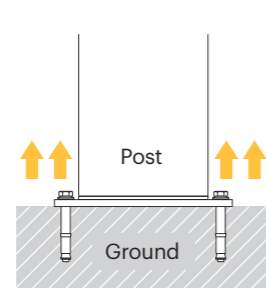
Impact Test

Max Energy (Joules) at 90° **8,800**

Deflection at Max Energy
15° Lean



Force to Bolt
35kN



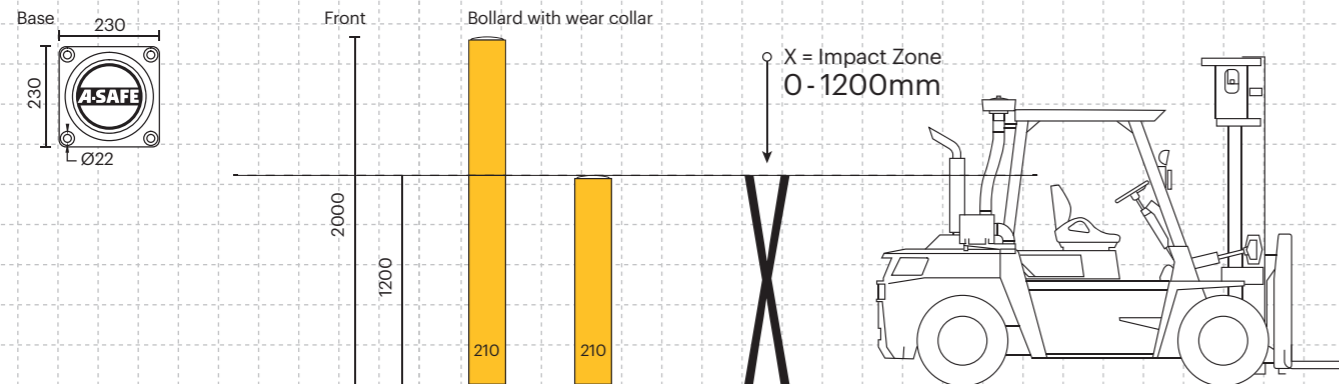
Material Properties

MEMAPLEX™

Temperature Range	-10°C to 50°C
Ignition Temperature	370°C to 390°C
Flash Point	350°C to 370°C
Toxicity	Not Hazardous
Chemical Resistance	Excellent - ISO/TR 10358
Weathering Stability (Grey Scale)	5/5*
Light Stability (Blue Wool Scale)	7/8**
Static Rating (Surface Resistivity)	1015 - 1016 Ω
Hygiene Seals	No

* Weathering scale 1 is very poor and 5 is excellent
** Light stability scale 1 is very poor and 8 is excellent

Dimensions (mm)



Bollard Options



Colour Combinations

*Please note that the RAL and PANTONE colours listed are the closest match to standard A-SAFE colours, but may not be exact matches of the actual product colour and should be used for guidance only.



iFlex™

Heavy Duty Bollard

A-SAFE

Est. 1984



Designed to protect against damage caused by heavier weight vehicles or in higher speed environments.

The iFlex Heavy Duty Bollard is designed to protect structures and equipment from impact damage. Providing a robust physical presence to prevent access and guide vehicles.

Strong, durable and highly visible, A-SAFE Heavy Duty Bollards permanently reinforce a driver's attention to safe driving and provide enhanced protection against significant damage to property.



Code of Practice
for Workplace
Safety Barriers

PAS13

A-SAFE Headquarters

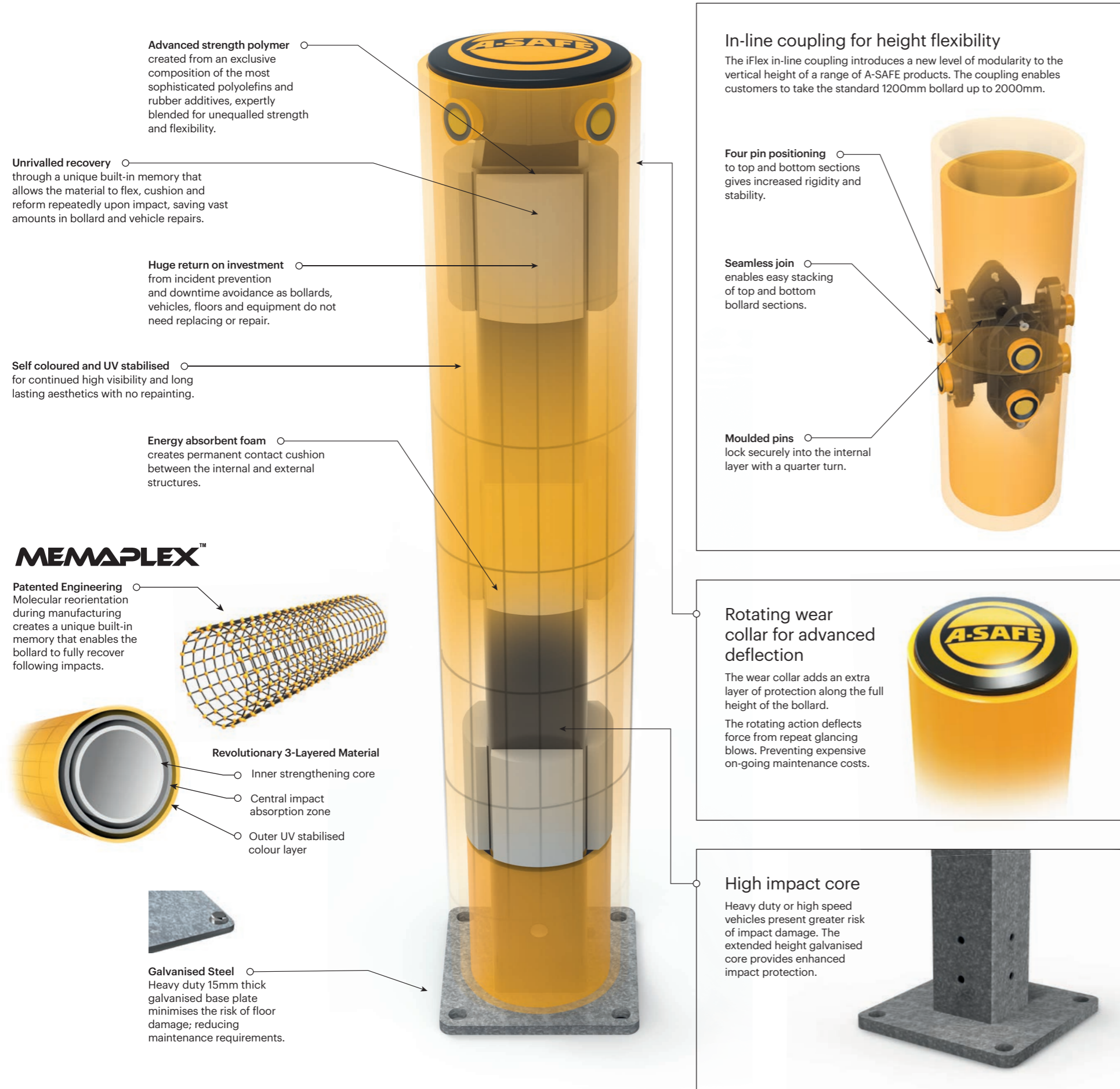
Habergham Works, Ainleys Industrial Estate, Elland, HX5 9JP, West Yorkshire, United Kingdom.

www.asafe.com



Engineered for performance

A-SAFE's state of the art products are meticulously engineered to deliver the highest performance. Designed, developed, tested and manufactured in-house at our cutting-edge facility, each unique component is carefully crafted and purpose-built to play a vital role in the product's performance.



Higher level bollards give a strong visual alert for reversing HGV drivers, preventing costly damage to service yard infrastructure.



Ideal for use on vehicle routes with sharp angle turns such as car parks.



Protect vulnerable access points where heavy duty vehicles are in operation.